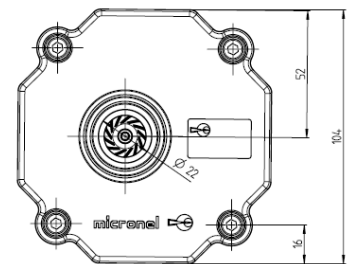
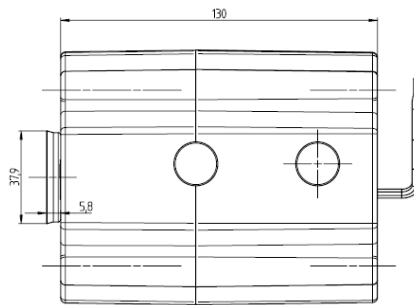
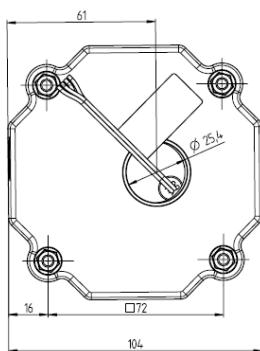
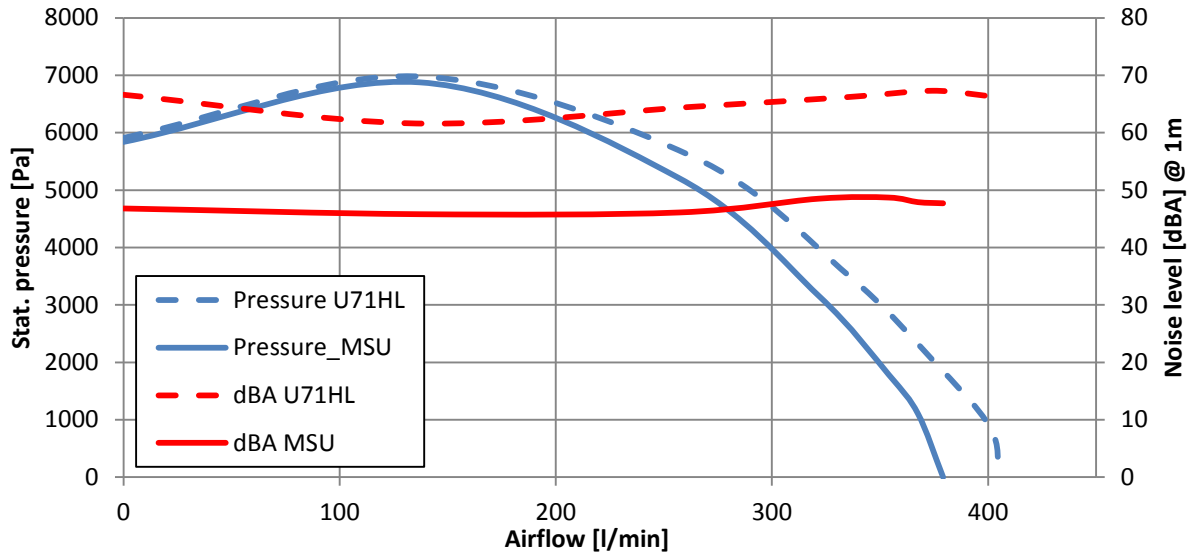


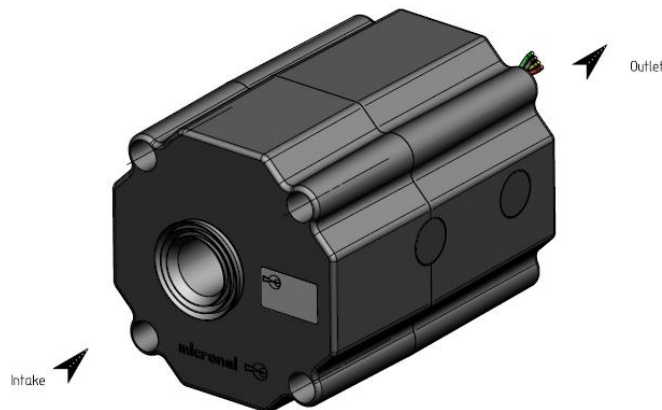
Schalldämmeinheit mit integriertem Blower U71HL-024KM-4 (Vacuum)
Silent Unit with integrated Blower U71HL-024KM-4 (Vacuum)



Measured at 24V:



Direction of rotation CCW



Technische Daten

Allgemeine Beschreibung

Kompakte Schallschutzeinheit für U71HL Radial-
 gebläse mit integrierter Elektronik und axialem
 Eintritt und Austritt.

Technical data

General Description

Compact silent unit for U71HL radial blower
 with integrated driver electronic an axial
 intake and outlet

		Y135X-024K2-4
U_N	VDC	24
U	VDC	15.0-26.0
I_N freeblowing	mA	2300
I_N typ. work. point	mA	1560
I_N static	mA	1010
P_N typ. work point	W	37.4
n freeblowing	min ⁻¹	37'600
n typ. work point	min ⁻¹	39'000
n static	min ⁻¹	40'200
V freeblowing	l/min	380
V typ. working point	l/min	140
p work point	Pa	6'880
p static	Pa	5'840
LpA _(WP)	dB(A)	45.8 dB(A) at 6880 Pa and 1m distance
MTTF _(WP)	Hr	10'000 / 45°C
T	°C	-20...+50
m	gr	676
Leads	mm	270 (AWG24)

Data's at Density 1.2 kg/m³

Operating Instruction and Warning

Y135X-024K2-4				
Electrical connection	Description	Lead wire	Diagram	
	FG	Frequency Generator	Yellow	
	SP	Set speed	Green	
	V _{CC}	+ Power	Red	
	GND	Ground	Black	

Blower Features

- Polarity protection
- Overvoltage protection: maximum 28VDC
- Input protected by suppresser diode

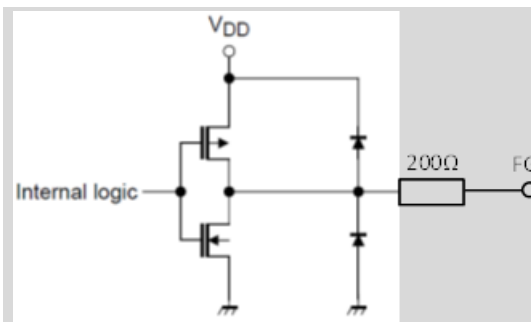
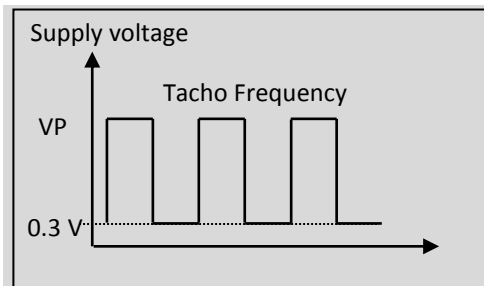
FG Frequency signal (yellow wire)

Speed calculation

$$F * 20 = \text{rpm (3 pulse / rotation)}$$

f = FG Frequency Generator [Hz]

rpm = Rotation speed [min^{-1}]



SP Set speed (green wire)

Input voltage

0.0-1.0 VDC → Stop

1.0-4.0 VDC → Fan is running compare to VDC


4.0-5.0 VDC → Fan is running with 100% speed

SP not connected

Blower operates at 100% speed

SP to GND

Speed zero → Stop

Blower limits during continuous operation and warning 	-Max. allowed temperature on heat sink surface	65°C
	-Maximum speed	41'000 1/min
	-Heat sink temperature increase at 24V, freeblowing	7 K
	-Heat sink temperature increase at 24V, Airflow Q=260 l/min	10 K
	-Handle only in currentless condition	

Power supply requirements Ripple voltage < 5%
5000 mA

Info	Specifications are subject to change without notice. Specifications on this Factsheet are for reference.	
	Released:	25.07.2016 / RA
	Doc.:	Y135X-024K2-4_integrated_U71HL.doc